



NPort W2150/2250

2/1-port Wireless Serial Device Servers




NPort W2250



NPort W2150

Features

- Link any serial device to an IEEE802.11b network
- 2 or 1 RS-232/422/485 ports, at up to 230.4 Kbps
- Web-based configuration via built-in Ethernet or WLAN
- Supports Windows/Linux COM driver
- Supports TCP Client mode, TCP Server mode, and UDP mode
- Compact sized, robust metal case fits all applications



Overview

The NPort W2150/2250 Wireless Serial Device Server extends wireless networking capabilities to printers, scales, medical equipment, manufacturing machinery, bar code readers, card readers, point-of-sale equipment, and other data collection

devices. NPort W2150/2250's RS-232/422/485 3-in-1 serial interface is suitable for use with most serial devices. Link up to 2 serial devices to your wireless network via one NPort Server IP address.

802.11b Wireless Connectivity to Serial Devices

For hard-to-wire situations, a wireless Serial Device Server is the ideal solution to reduce the number of connection cables. When using Infrastructure Mode or Ad-Hoc Mode, NPort

W2150/2250 can communicate with any host computer via an access point or another NPort W2150/2250 located up to 100 meters away in an open area.



Works with Existing Software, Saving you Time and Money

NPort W2150/2250 supports field proven Real COM/TTY drivers for Windows and Linux operating systems, ensuring that existing PC software will still work when used with the new Wireless LAN infrastructure. TCP Server, TCP Client, and

UDP modes are also supported so that IP-based software (e.g., Telnet) can directly access each device with the IP address and TCP port number.

Ordering Information

- NPort W2150-US:** 1-port RS-232/422/485 Device Server with 802.11b WLAN, antenna, US band, 110 VAC, US plug
- NPort W2150-EU:** 1-port RS-232/422/485 Device Server with 802.11b WLAN, antenna, Euro band, 240 VAC, Euro plug
- NPort W2150-CN:** 1-port RS-232/422/485 Device Server with 802.11b WLAN, antenna, US band, US plug, CCC
- NPort W2150-UK:** 1-port RS-232/422/485 Device Server with 802.11b WLAN, antenna, Euro band, UK plug
- NPort W2150-SAA:** 1-port RS-232/422/485 Device Server with 802.11b WLAN, antenna, Euro band, Australia plug
- NPort W2250-US:** 2-port RS-232/422/485 Device Server with 802.11b WLAN, antenna, US band, 110 VAC, US plug
- NPort W2250-EU:** 2-port RS-232/422/485 Device Server with 802.11b WLAN, antenna, Euro band, 240 VAC, Euro plug
- NPort W2250-CN:** 2-port RS-232/422/485 Device Server with 802.11b WLAN, antenna, US band, US plug, CCC
- NPort W2250-UK:** 2-port RS-232/422/485 Device Server with 802.11b WLAN, antenna, Euro band, UK plug
- NPort W2250-SAA:** 2-port RS-232/422/485 Device Server with 802.11b WLAN, antenna, US band, Australia plug
- NPort W2250-JP:** 2-port RS-232/422/485 Device Server with 802.11b WLAN, antenna, Euro band, JP plug

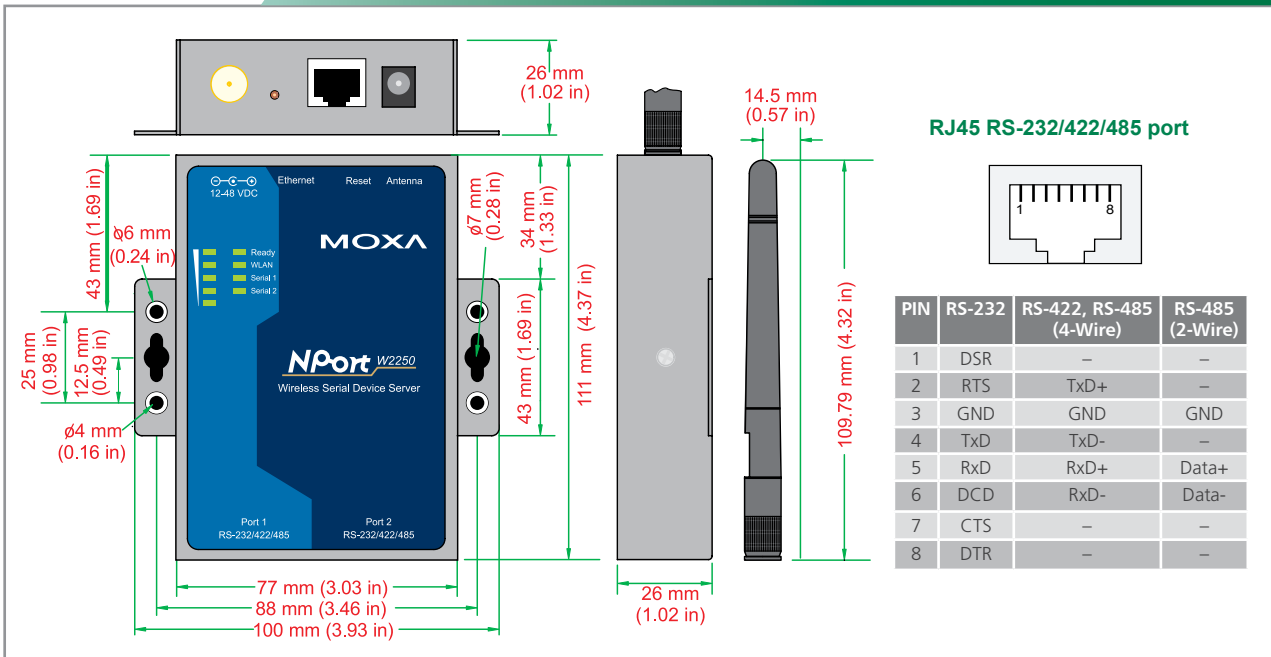
All items include

- NPort W2150 or W2250
- RJ45 to RJ45 Ethernet cross-over cable
- RJ45 to male DB9 cable
- Power adaptor
- Document and Driver CD-ROM
- Quick Installation Guide

Optional Accessories

- DK-35A:** DIN-Rail kit (35 mm)
- CBL-RJ45M9-150:** 8-pin RJ45 to Male DB9 cable, 150 cm
- CBL-RJ45F9-150:** 8-pin RJ45 to Female DB9 cable, 150 cm
- CBL-RJ45M25-150:** 8-pin RJ45 to Male DB25 cable, 150 cm
- CBL-RJ45F25-150:** 8-pin RJ45 to Female DB25 cable, 150 cm

Dimensions



Specifications

WLAN

Standard Compliance: IEEE802.11b

Spread Spectrum Technology: DSSS

Tx Power: 15 dBm \pm 2 (CH1-Ch13), 12dBm \pm 2 (CH14)

Rx Sensitivity: -84 dBm @ 11 Mbps, -87 dBm @ 5.5 Mbps,
-89 dBm @ 2 Mbps, -91 dBm @ 1 Mbps

Transmission Rate: 11 Mbps (max.) with auto fallback
(11, 5.5, 2, 1 Mbps)

Transmission distance: Up to 100 meters
(@11 Mbps, in open area)

Security: WEP 64-bit/128-bit data encryption

Antenna Connector: Reverse SMA

Network Mode: Infrastructure mode, Ad-Hoc mode

LAN

Ethernet: 10/100 Mbps, RJ45, Auto MDI/MDIX

Protection: Built-in 1.5 KV magnetic isolation

Serial

No. of ports: 2 ports (NPort W2250), 1 port (NPort W2150)

Interface: RS-232/422/485, 8-pin RJ45 with 15 KV ESD for all Signals

Serial Communication Parameters

Parity: None, Even, Odd, Space, Mark

Data bits: 5, 6, 7, 8

Stop bits: 1, 1.5, 2

Flow control: RTS/CTS, XON/XOFF

Speed: 110 bps to 230.4 Kbps

Console Ports: Ethernet x 1, RS-232 console x 1 (Port 1)

Software Features

Protocols: ICMP, IP, TCP, UDP, DHCP, BOOTP, Telnet, DNS, SNMP, HTTP, SMTP

Utilities: NPort Search Utility & NPort Windows Driver manager for Windows 95/98/ME/NT/2000/XP/2003

OS Driver Support: Windows 95/98/ME/NT/2000/XP/2003/XP x64/2003 x64 COM driver, Linux real TTY driver, SCO Unix, SCO OpenServer 5, UnixWare 7, UnixWare 2.1.x, SVR4.2

Configuration: Web/Serial/Telnet console, or Windows utility

Power Requirements

Power input: 12 to 48 VDC

Power consumption: 250 mA @ 12V, 138 mA @ 24V

Mechanical Specifications

Material: Aluminum sheet metal (1 mm)

Dimensions

Body: 77 x 111 x 26 mm (without ears or antenna)

Body: 100 x 111 x 26 mm (without antenna)

Antenna: 109 mm

Environmental

Operating Temperature: 0 to 55°C (32 to 131°F),
5 to 95% RH

Storage Temperature: -20 to 85°C (-4 to 185°F),
5 to 95% RH

Regulatory Approvals

EMC:

CE: EN55022 Class A/EN55024,

ETSI EN 301 489-17, ETSI EN 301 489-1

FCC: FCC Part 17 Subpart B, Class A

FCC Part 15 Subpart B, Class A

Safety:

UL: UL60950-1

TÜV: EN60950-1

DSPR : ARIB-STD 33, ARIB-STD 66

Warranty: 5 years