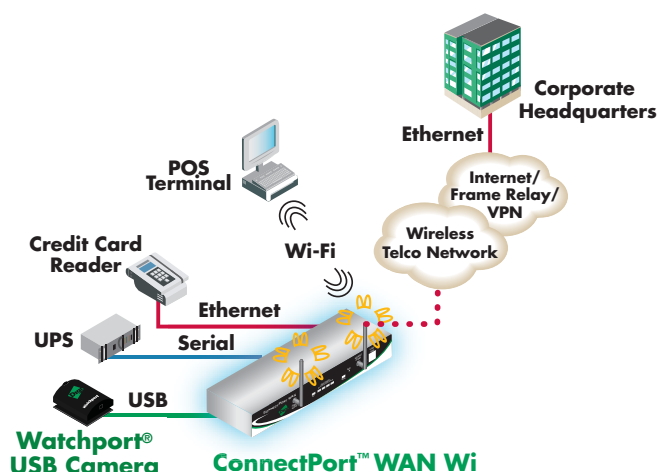


ConnectPort™ WAN Family

Multifunction 3G Wireless WAN Routers

The ConnectPort WAN family of upgradeable 3G routers provides high performance, secure wireless communications over cellular networks for connecting remote sites and devices.



Features/Benefits

- High speed multifunction 3G cellular routers
- Maximum flexibility with standard Ethernet, serial and USB ports, as well as Wi-Fi and GPS options
- Easily replaceable cellular modules or PCM/CIA Cards
- Air support for:
 - GSM GPRS/EDGE/UMTS/HSDPA
 - CDMA 1xRTT/EV-DO
- Integrated VPN support
- Python® development environment
- Support for Digi's Watchport® sensors (ConnectPort WAN Wi, ConnectPort WAN GPS only)
- Acts as backup or alternative to primary wireline networks
- Patented Digi RealPort® COM port redirector
- Unique Digi SureLink™ "always-on" connection maintains network for rapid airtime on-demand communications
- Integrates with Digi Connectware® Manager for enterprise management/monitoring of hundreds or thousands of devices

Overview

The ConnectPort WAN family of upgradeable 3G cellular routers provides secure high speed wireless connectivity to remote sites and devices. The routers can be used for primary wireless broadband network connectivity to equipment at remote locations, as well as for a backup to existing landline communications. They are ideal for use where wired networks (e.g., leased line/frame relay, ISDN, DSL) are not feasible, or where alternative network connections are required.

Flexible design ensures easy upgradeability via supported PCI Express modules or cards. With an upgradeable wireless network platform, customers are able to quickly migrate to future 3G platforms and beyond. The routers also include Ethernet, serial, USB and sensor ports to connect peripheral devices and TCP/IP network devices, as well as optional Wi-Fi and GPS.

Instant deployment, flexibility to move the connection, and elimination of wiring costs and problems caused by wire breaks make the ConnectPort WAN family ideal for utilities, industrial automation, retail/POS, financial (ATMs), traffic, medical, video surveillance and other applications. Integrated IPsec VPN client/server models are also available for secure connection requirements.

Each router includes Digi Connectware Manager software for easy setup, configuration, reporting and monitoring of large installations. Users can proactively monitor for problem devices and make simple firmware or configuration upgrades to thousands of devices with only a few clicks. With the Digi SureLink feature, users can keep a connection alive via device or server initiated settings. The ConnectPort WAN family also supports the easy-to-use Python environment, giving users a powerful software tool to develop custom applications to run on the router.

Please contact us at 1-800-437-7251 or 952-912-3444 for additional information or to discuss your specific application requirements.

Features Comparison

	Special Features	EV-DO	HSDPA	Type of Card/Module Support	Python	Cellular Router	Ports	VPN
ConnectPort WAN VPN		X	X	PC Card, PCI Express Module	X	X	4 Ethernet, 2 USB, 2 RS-232 Serial	X
ConnectPort WAN Wi (Ad-Hoc Mode)	Wi-Fi, Sensor Port	X	X	PCI Express Module	X	X	1 Ethernet, 2 USB, 1 Sensor, 1 RS-232 Serial	X
ConnectPort WAN GPS	GPS, Sensor Port	X	X	PCI Express Module	X	X	1 Ethernet, 2 USB, 1 Sensor, 1 RS-232 Serial	X
ConnectPort WAN Express		X	X	PC Express Card	X	X	4 Ethernet, 2 USB, 2 RS-232 Serial	X



ConnectPort WAN VPN

- 3G high speed upgradeable Wireless WAN cellular router with integrated IPsec VPN client/server for true end-to-end data protection.



ConnectPort WAN GPS

- 3G high speed upgradeable cellular router with GPS capability.
- Provides secure wireless connectivity to remote sites and devices.
- Allows efficient tracking of mobile workforce location.

ConnectPort WAN Express

- 3G high speed upgradeable Wireless WAN cellular router with integrated IPsec VPN client/server for true end-to-end data protection.
- Support for new PC Express Cards/fully enclosed for security and durability (PC Express Card antenna ported to standard SMA connector on outside of enclosure).

ConnectPort WAN Wi (Ad Hoc)

- 3G high speed upgradeable cellular router with support for Wi-Fi (802.11b/g) technologies.
- Provides secure high speed wireless connectivity to remote sites and devices.
- Operates in Wi-Fi ad hoc (or peer-to-peer) mode to provide local networking as well as the ability to act as an Internet gateway for multiple devices.

Features/Specifications

FEATURES

- Network protocols: UDP/TCP, DHCP
- Status LEDs: Ethernet, power on, cellular link/activity, signal strength (4 bars)
- Device-initiated RealPort® COM port redirector and RFC2217
- Security - SSL, SSHv2, FIPS 197 (serial port)
- Python scripting, custom development environment

Router/Firewall Features

- NAT
- NAT-T (NAT traversal) VPN tunneling
- Port forwarding
- Access control lists (IP filtering)
- IP pass-through
- Virtual Router Redundancy Protocol (VRRP) per RFC 3768

VPN Features

- IPsec with IKE/ISAKMP
- Multiple tunnel support
- DES, 3DES and up to 256-bit AES Encryption
- Simple Certificate Enrollment Protocol (SCEP) for X.509 certificates
- VPN pass-through, GRE

Management

- HTTP/HTTPS, CLI or Telnet
- Optional secure enterprise management via Digi Connectware Manager

INTERFACES

Serial

- 2 RS-232 DB-9M serial ports (ConnectPort WAN VPN/Express)
- 1 RS-232 DB-9 serial port (ConnectPort WAN Wi, ConnectPort WAN GPS)
- Throughput up to 230 Kbps
- Full signal support for TXD, RXD, RTS, CTS, DTR, DSR and DCD
- Hardware and software flow control

USB

- 2 USB Type A connectors
- See www.digi.com for a list of supported USB devices

Ethernet

- 4 RJ-45 switch ports (ConnectPort WAN VPN/Express)
- 1 RJ-45 switch port (ConnectPort WAN Wi, ConnectPort WAN GPS)
- Standard: IEEE 802.3
- Physical Layer: 10/100Base-T
- Data rate: 10/100 Mbps (auto-sensing)
- Mode: full or half duplex (auto-sensing)

Cellular

Upgradeable Interfaces
PC Card

INTERFACES (CONTINUED)

- 16/32-bit Type 2 PCMCIA Card Slot
- Sierra Wireless Aircard UMTS/HSDPA/HSUPA PCMCIA Card
 - 881 - North American Carriers
 - 880 - European Carriers
 - 875 - Worldwide Carriers
 - 860 - North American Carriers
 - 850 - European Carriers

PCI Express Module

- Sierra Wireless 5725 Rev A EV-DO - Sprint/Verizon
 - DualBand 800/1900 MHz with RX Diversity
- Sierra Wireless 8775 3.6 HSDPA
 - UMTS/HSDPA 850/1900/2100 MHz, GSM GPRS/EDGE 850/950/1800/1900 MHz

PCI Express Card

- Option GT Express 7.2 HSDPA
- Sierra Wireless AC880E / AC885E HSUPA
- Option GT Express HSUPA
- 1 or 2 external 50 ohm female SMA connectors (see model # for antenna count)

Wi-Fi

- Standard: IEEE 802.11b/g
- Frequency: 2.4 GHz
- Data rate: Up to 54 Mbps with automatic rate fallback
- Transmit power: 15 dBm \pm 2 dBm
- Receiver sensitivity: -71 dBm @ 54Mbps, -81 dBm @ 11 Mbps, -88 dBm @ 6 Mbps, -93 dBm @ 1 Mbps
- WLAN security
 - WEP: 64/128-bit encryption (RC4)
 - WPA/WPA2/802.11i:
 - 128-bit TKIP/CCMP (AES) encryption
 - Enterprise mode (802.1X)
 - LEAP (WEP only), PEAP, TTLS, TLS
 - GTC, MD5, OTP, PAP, CHAP, MSCHAP, MSCHAPv2, TTLS-MSCHAPv2
 - Pre-shared key mode (PSK)

GPS

- 2.5 m CEP accuracy
- Supports NMEA protocol
 - 148 dBm acquisition sensitivity
- 36 sec acquisition time on cold start
- 4 Hz max update rate
- Antenna: 1 external 50 ohm male SMA connector

DIMENSIONS

- Width: 4.11 in (10.40 cm)
- Height: 1.30 in (3.30 cm)
- Length: 7.75 in (19.7 cm)
- Weight: 1.40 lb (0.64 kg)
- Weight: 1.50 lb (0.68 kg) with a module

REGULATORY APPROVALS

- Safety: UL 60950, CSA 22.2 No. 60950, EN60950
- Emissions/Immunity: CE, FCC Part 15 (Class A), AS/NZS CISPR 22, EN55024, EN55022, Class A
- Mobile Certifications - CDMA/EV-DO: CDG, TIA/EIA-690, TIA/EIA-98-E
- Mobile Certifications - GSM/UMTS: PTCRB, NAPRD.03, GCF-CC, R&TTE, EN 301 511

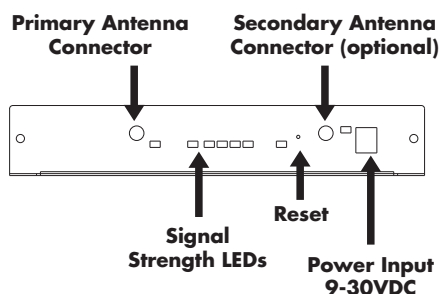
POWER REQUIREMENTS

- Power input: 9-30VDC
- 12VDC power supply for 0° C to +60° C (32° F to +140° F) with locking barrel connector included; extended temperature available
- Power consumption:
Idle: 3.1 W, Max: 11.5 W
- Surge protection (with included power supply): 4 kV burst (EFT) per EN61000-4-4, 2 kV surge per EN61000-4-5

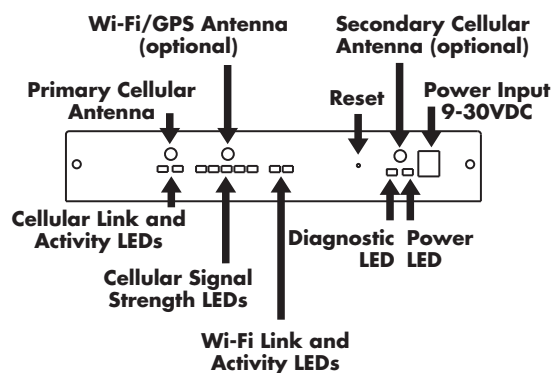
ENVIRONMENTAL

- Operating temperature: -30° C to +60° C (-22° F to +140° F)
Note: Only applicable for devices shipping with embedded module
- Relative humidity: 5% to 95% (non-condensing)
- Ethernet isolation: 1500VAC min per IEEE802.3/ANSI X3.263
- Serial port protection (ESD): +15 kV Air Gap and +8 kV contact discharge per EN61000-4-2

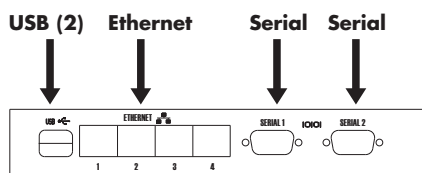
ConnectPort WAN VPN/Express - Front



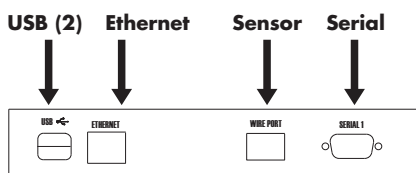
ConnectPort WAN Wi/GPS - Front



ConnectPort WAN VPN/Express - Back



ConnectPort WAN Wi/GPS - Back



MODEL PART NUMBERS

Carrier-Approved

	AT&T Embedded PCI Express AT&T MC8775 Module (1 cellular antenna included)	International Embedded PCI Express MC8775 Module (1 cellular antenna included)	Sprint Embedded PCI Express Sprint MC5725 Module (2 cellular antennas included)	Verizon Embedded PCI Express Verizon 5725 Module (2 cellular antennas included)	Generic Embedded PCI Express Generic MC8775 Module (1 cellular antenna included)
ConnectPort WAN VPN	CP-WAN-B302-A	CP-WAN-B309-W	CP-WAN-B310-A	CP-WAN-B311-A	CP-WAN-B301-A
ConnectPort WAN Wi (1 Wi-Fi desktop antenna, 2.4 GHz)	CP-WAN-W402-A	CP-WAN-W409-W	CP-WAN-W410-A	CP-WAN-W411-A	CP-WAN-W401-A
ConnectPort WAN GPS (1 magnetic mount GPS antenna)	CP-WAN-G402-A	CP-WAN-G409-W	CP-WAN-G410-A	CP-WAN-G411-A	CP-WAN-G401-A

Cellular-Ready

	North America US Power Supply and 1 Cellular Antenna Included	International International Power Supply and 1 Cellular Antenna Included, No Power Cord
ConnectPort WAN VPN (For PC cards, no PC card included)	CP-WAN-A300-A	CP-WAN-A300-W
ConnectPort WAN VPN (For PCI Express modules, no module included)	CP-WAN-B300-A	CP-WAN-B300-W
ConnectPort WAN Express (For PCI Express cards, no card included)	CP-WAN-X400-A (Coming Soon)	CP-WAN-X400-W (Coming Soon)

DIGI SERVICE AND SUPPORT - You can purchase with confidence knowing that Digi is here to support you with expert technical support and a strong five-year warranty. www.digi.com/support

**WHEN
RELIABILITY
MATTERS™**

Digi International

11001 Bren Road E.
Minnetonka, MN 55343
U.S.A.
PH: 877-912-3444
952-912-3444
FX: 952-912-4952
email: info@digi.com

Digi International France

31 rue des Poissonniers
92200 Neuilly sur Seine
PH: +33-1-55-61-98-98
FX: +33-1-55-61-98-99
www.digi.fr

Digi International KK

NES Building South 8F
22-14 Sakuragaoka-cho,
Shibuya-ku
Tokyo 150-0031, Japan
PH: +81-3-5428-0261
FX: +81-3-5428-0262
www.digi-intl.co.jp

Digi International (HK) Limited

Unit 3206 - 08A, 32/F,
AIA Tower
183 Electric Road
North Point, Hong Kong
PH: +852-2833-1008
FX: +852-2572-9989
www.digi.cn

Digi International, the leader in device networking for business, develops reliable products and technologies to connect and securely manage local or remote electronic devices over the network or via the web. With over 20 million ports shipped worldwide since 1985, Digi offers the highest levels of performance, flexibility and quality.

www.digi.com

© 2005-2008 Digi International Inc.

Digi, Digi International, the Digi logo, the When Reliability Matters logo, ConnectPort, Digi Connect, Digi Connectware, Digi SureLink and RealPort are trademarks or registered trademarks of Digi International Inc. in the United States and other countries worldwide. All other trademarks are the property of their respective owners.

91001355
C1/908

